

ICCKE 2020

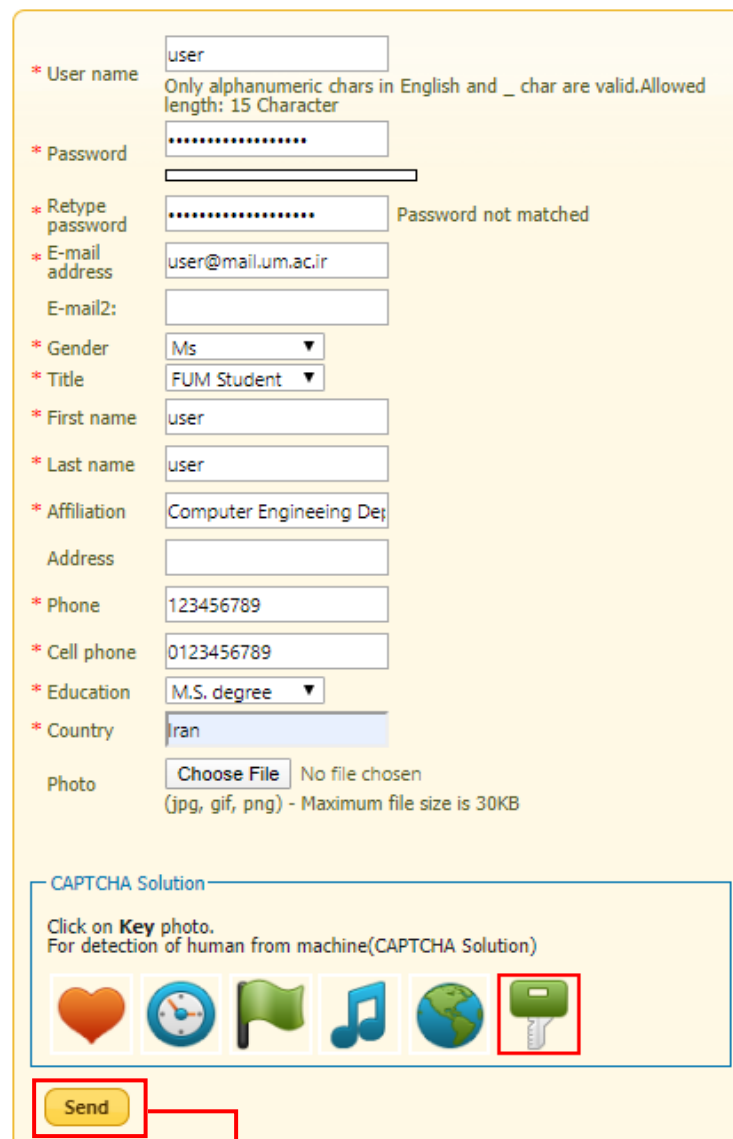
10th International Conference on Computer and Knowledge Engineering
October 29 and 30, 2020 - Ferdowsi University of Mashhad

October 29 and 30, 2020 - Ferdowsi University of Mashhad
10th International Conference on Computer and Knowledge Engineering

Submission Guideline

1

In order to submit your manuscript, you have to first sign up to the conference website via the [Sign Up](#) link in the login section of the conference main page.



The image shows a registration form with the following fields and values:

- * User name: user (Note: Only alphanumeric chars in English and _ char are valid. Allowed length: 15 Character)
- * Password: [Redacted]
- * Retype password: [Redacted] (Error: Password not matched)
- * E-mail address: user@mail.um.ac.ir
- E-mail2: [Empty]
- * Gender: Ms
- * Title: FUM Student
- * First name: user
- * Last name: user
- * Affiliation: Computer Engineering Dep
- Address: [Empty]
- * Phone: 123456789
- * Cell phone: 0123456789
- * Education: M.S. degree
- * Country: Iran
- Photo: Choose File (No file chosen) (jpg, gif, png) - Maximum file size is 30KB

CAPTCHA Solution

Click on **Key** photo.
For detection of human from machine(CAPTCHA Solution)

The CAPTCHA solution shows a row of icons: a heart, a clock, a flag, a musical note, a globe, and a key. The key icon is highlighted with a red box.

A red box highlights the **Send** button at the bottom left of the form.

Fill all the required fields and click on the **send** button.

2

Login to iccke2020.um.ac.ir with your username and password.

Login

User name: user

Password:

_CAPSUL

Click on **Key** photo.
For detection of human from machine(CAPTCHA Solution)

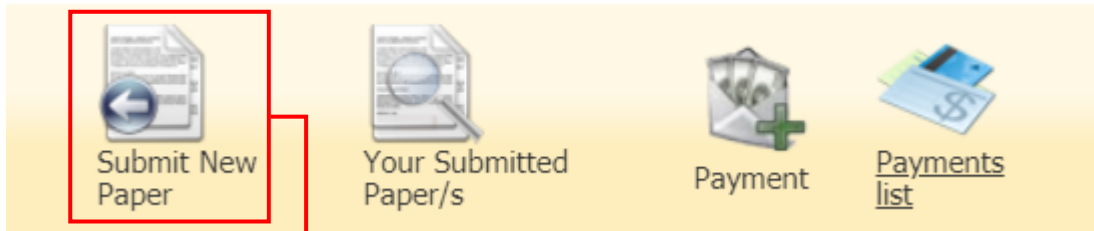
Log in

Log in to your account

3

Click on home button. Go to the User Panel.

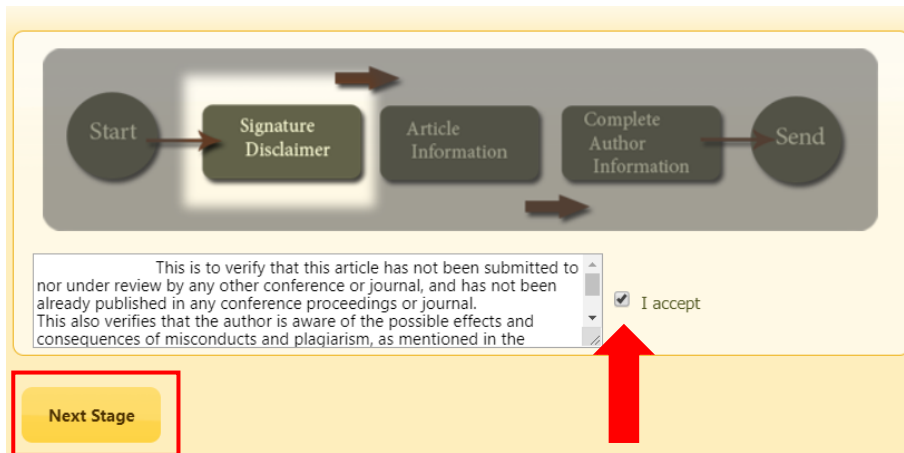
▼ User Panel



Click on "**Submit New Paper**" Panel.

4

You have to confirm that the paper is solely submitted to ICCKE2020 and not anywhere else, if you agree mark **"I accept"** and press **"next stage"**.



5

Fill out the form by typing (or Copy & Paste) title, abstract, and keywords of your paper.

Start -> Signature Disclaimer -> Article Information -> Complete Author Information -> Send

* Paper Title: Submission Guideline for ICCKE2020

Abstract: (The minimum number of words Abstract:10 The maximum number of words Abstract:500)
The International Conference on Computer and Knowledge Engineering (ICCKE) is an online annual conference for the presentation of cutting-edge research contribution in the fields of computer and knowledge engineering

* Keywords: International Conference, ICCKE 2020, Ferdowsi University of Mashhad

* Topic: Soft Computing

* Paper PDF file: Choose File (No file chosen) Maximum file size is 20MB

* Paper zip file : doc/docx OR LaTeX: Choose File (No file chosen)

Previous Stage Next Stage

6

Select one of 24 tracks which is most close to your paper. The program committee chair reserves his right to change the track of your paper if necessary.

7

Upload the PDF file of your paper. The paper should be written in full accordance to IEEE template provided. **(Important NOTE: Failing to do this may exclude your paper from publishing in IEEEExplore!)**

9

Click and go to the next stage

8

Upload the source files of your paper as a single zip file.

10

Enter the information for each of the authors.

Author No. 1
_NOTE_ENG_STEM

* First Name

* Last Name

* E-mail address

* Title

Country

Address

Phone

* Cell phone

* Education

Affiliation

Address

Alert: Filling Fields marked with an * is mandatory.
Your Paper will be sent when the message 'Your Paper was successfully submitted.' is shown.

Note! Details of all authors of the paper must be given in this stage. To do so, use the "Add new author" tab.

11

Note! Details of all authors of the paper must be given in this stage. To do so, use the "Add new author" tab.

12

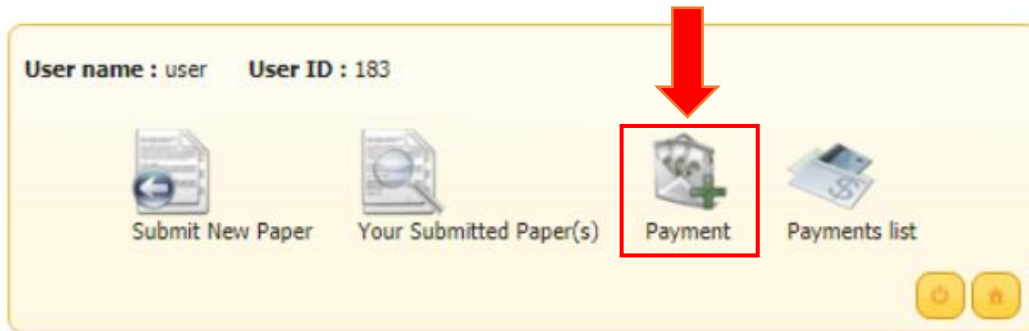
Click "send" and complete your submission by clicking on « Editing completed and submitted to the Secretariat ». You will be notified of your paper status by an email and you can follow its state in your user panel under "submitted papers".

i Operation was successfully done! A confirmation email will be sent to authors. You can check the status of your papers via the **Your Submitted Paper(s)** tab.

Details for Paper No. 7	
Paper Language :	English
Subject :	Computer Algorithms
Title :	Submission Guideline for ICCKE 2019
Abstract :	The International Conference on Computer and Knowledge Engineering (ICCKE) is an online annual conference for the presentation of cutting-edge research contributions in the fields of computer and knowledge engineering
Keywords :	International Conference, ICCKE 2019, Ferdowsi University of Mashhad
Sender :	User User
Submission date :	Saturday, May 04, 2019 - 05:35 PM
Related File(s) (Last Version) :	 
Status :	New Submitted - Raw

IMPORTANT NOTE: After paper submission you **SHOULD** pay a submission fee of **500,000 Rials!** To do so, click on the **"payment"** button in user panel. Pay 500000 Rials per each paper via **bank-transfer** or **card-to-card**. Keep the reference number and a copy (PDF or JPG) of the receipt.

NOTE for Foreign authors: you can apply to waive this payment as will be described in the following!



* Emergency Phone: 0123456789

* Comment about the cause of Payment: Submission Payment

* Paper Code: 7

Member no. 1

* First Name: User

* Last Name: User

* Cell phone: 0123456789

* E-mail address: user@mail.um.ac.ir

* Payment Due: **Submission Payment - 500000Rials**
* Check this box for initial payment (pay for each of your papers separately)

IEEE Member Card: No file chosen
Max size: 500K, File type:PNG/JPG/GIF

Student Card: No file chosen
Max size: 500K, File type:PNG/JPG/GIF

Fill all the required fields and click on the **next** button.

Attention! Order was successfully done. In order to complete process, select type of payment and go on.

Order ID	Amount-calculated by the system	Cell phone	Comment about the cause of Payment
12 ↓	500000	0123456789	paper submission

Select type of checkout:

Add receipt information.

15

Click on "add receipt information".

Add receipt information.

* Receipt Scan : receipt.PNG
Max size: 500K, File type:PNG/JPG/GIF

* Receipt Date : Please enter printed date by bank on your receipt.

* Receipt Number :

* Bank Account :

* Amount : Rials

16

Upload receipt scan. Fill in receipt date (YY/MM/DD), number, amount and select bank account. Then Click on **submit** button. Finally the next notification will be shown to you.

Payment Result

Receipt information, was successfully added and was referred for approval to the financial responsibility. **i**

_REF_ID:0
شماره پیگیری سیستم: 13

NOTE: Foreign Authors who cannot pay via bank-transfer, just upload a document (ID, student cards or so) in this stage and 11111 as reference number and 500000 as amount!